









TRUMPF bevellers

Electric power tools for sheet metal processing

	 TruTool TKF 700 30° Description	 TruTool TKF 700 37.5° Description	 TruTool TKF 700 45° Description
Max. bevel height Steel 400 N/mm ²	6 mm	5.5 mm	5 mm
Max. bevel length Steel 400 N/mm ²	7 mm	7 mm	7 mm
Sheet thickness	1-20 mm	1-20 mm	1-20 mm
Working speed	1.5 m/min	1.5 m/min	1.5 m/min
Motor rating	1400 W	1400 W	1400 W
Weight	5.4 kg	5.4 kg	5.4 kg

	 TruTool TKF 104 pneumatic 30° Description	 TruTool TKF 104 pneumatic 37.5° Description	 TruTool TKF 104 pneumatic 45° Description
Max. bevel height Steel 400 N/mm ²	9.5 mm	8.7 mm	7.8 mm
Max. bevel length Steel 400 N/mm ²	11 mm	11 mm	11 mm
Sheet thickness	3-25 mm	3-25 mm	3-25 mm
Working speed	2.5 m/min	2.5 m/min	2.5 m/min
Motor rating	2900 W	2900 W	2900 W
Weight	14.3 kg	14.3 kg	14.3 kg

			
	TruTool TKF 1100/1101 30° Description	TruTool TKF 1100/1101 37.5° Description	TruTool TKF 1100/1101 45° Description
Max. bevel height Steel 400 N/mm ²	9.5 mm	8.7 mm	7.8
Max. bevel length Steel 400 N/mm ²	11 mm	11 mm	11 mm
Sheet thickness	3-25 mm	3-25 mm	3-25 mm
Working speed	2.0 m/min 2.5 m/min	2.0 m/min 2.5 m/min	2.0 m/min 2.5 m/min
Strokes at nominal load	340/min 440/min	340/min 440/min	340/min 440/min
Rated input power	1600 W	1600 W	1600 W
Weight	9.9 kg	9.9 kg	9.9 kg

			
	TruTool TKF 1500 20° - 45° (-55°) Description	TruTool TKF 1500 with 2 speed 20° - 45° (-55°) 1. Speed Description	TruTool TKF 1500 with 2 speed 20° - 45° (-55°) 2. Speed Description
Max. bevel height Steel 400 N/mm ²	-	-	-
Max. bevel length Steel 400 N/mm ²	15 mm	15 mm	15 mm
Sheet thickness	4-160 mm	4-160 mm	4-160 mm
Working speed	2 m/min	2 m/min	2 m/min
Motor rating	2000 W	2000 W	2000 W
Weight	16.5 kg	19.5 kg	19.5 kg